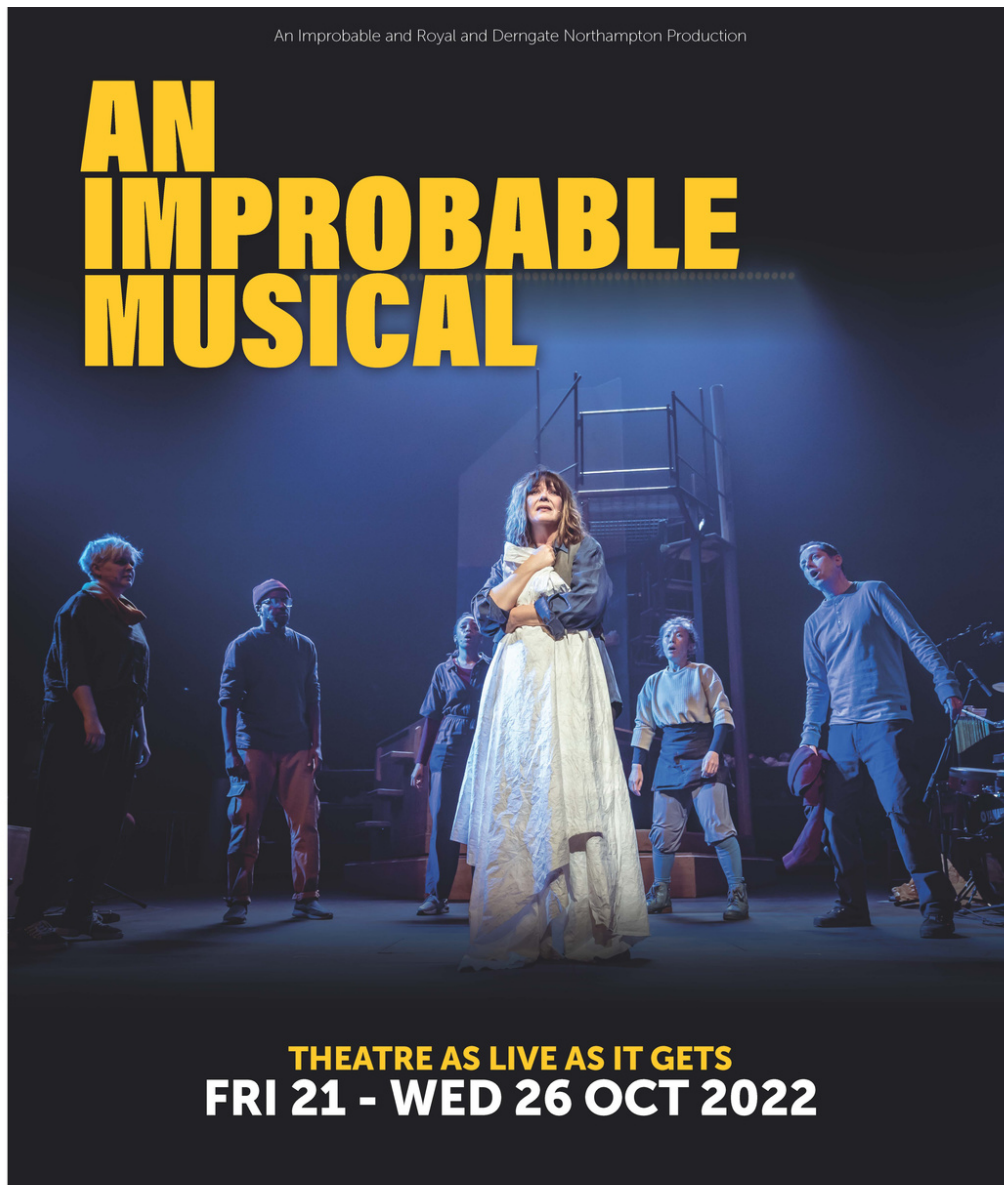


# Visual Story for the Relaxed Performance of An Improbable Musical



This visual story is designed for visitors to the relaxed performance of An Improbable Musical. It contains information and images to help prepare you for your visit.

If there is any information not contained in this pack which you help you before you attend please contact the team on [office@improbable.co.uk](mailto:office@improbable.co.uk).

*Improbable*


**HE** HACKNEY  
EMPIRE



The show you are seeing is being performed at Hackney Empire. This is the outside of the theatre. The arrow points to the way in.



This is the main entrance to the theatre. There is also lift access to all floors through this main entrance.



Here is the Box Office where you may need to collect your tickets from. If you already have your tickets, you can walk past the Box Office. There may be a queue here as other people will be collecting their tickets. If you are a wheelchair user, you can enter the theatre using the ramp here.

A member of our Front of House staff (like the one shown in the picture to the left) will be on hand to assist you with the lift. The Front of House staff are the people who look after the audience.



This is the foyer (the area immediately after the Box Office). The foyer can get quite busy before the show. Lots of people wait here to go into the auditorium (where you will watch the show) so it may be quite full.



As your seat is in the stalls, you will need to go through this door before the stairs.



On your way to the stalls, you will pass the cloakroom. If you want to leave your coat here during the show then you can. You can keep your belongings with you if you prefer.



Once you reach the end of this corridor, you will be asked to show your tickets to one of our Front of House staff.



These are the seats in the stalls area of the auditorium. A member of our Front of House staff will direct you to your seat. If you have any problems finding your seat, they will help.



Refreshments can be bought from the bar which can be found at the back of the stalls area.



If you need to use the toilet, then look out for our toilet signs which you can find on the walls of the auditorium



Before the show starts there will be an announcement asking you to find your seats. A member of our Front of House team will be available to help you. You must be seated before the show starts.



During the show, people may be loud or make sounds at the characters, and at the end of the show, lots of people in the audience may clap their hands. This means they enjoyed the show. You can clap as well if you feel like it. Once the clapping has finished, you can leave the theatre the way you came in.

Here is a link to Hackney Empire's website where you can find information about other access support and visual stories for every level of the theatre.

<https://hackneyempire.co.uk/your-visit/access/>

Here is some information about the show

### **How long is it?**

The show is no longer than 90 minutes maximum. There is no interval.



### **Chill out area**

You can come and go from the show as you please. If you leave the auditorium you can go to the Chill Out Space in the Champagne Bar. This will be a quiet space if you need it.

Picture of the bar is on the left it will have chairs and cushions in it.

### **Ushers**

Ushers are people who check your tickets for the theatre. If you need help or have a question you can ask them. They can also help you around the theatre if you need directions.

### **Before the show**

At the start of the show the actors will come on stage for 5 minutes to talk about what might happen in the show. They will be wearing their costumes.

### **What happens in the show?**

The show is completely improvised from start to finish so we can't tell you exactly what will happen. At the start of the show the cast all come out on stage and the band take their seats. The cast talk directly to the audience. They will ask the audience three questions (you can answer if you want to but don't have to). The cast will chose one answer for each question and write those answers down in little black notebooks. They will then make up a show based around those ideas. In every show there are some scenes, some songs and some puppetry. These might join up into one or two stories or they might not. Each one might be it's own story. You might meet different characters several times and some you might only meet once and not see them again.

## The cast

In this show the cast are themselves at the start and all have a basic costume which is based on what they love wearing to rehearsals.



Lee Simpson




Aya Nakamura



Ruth Bratt



Niall Ashdown



Clarke Joseph-  
Edwards



Josie Lawrence

They will then play different characters all the way through and you'll be able to spot them because they will wear a piece of costume, or have a different voice or a different name.

## The Band

There are four musicians in the show. They all play together onstage and will sometimes get up and move about on the stage too.

The music sounds different every night. It can become loud especially at the end of songs.



Chris Ash  
Plays piano and accordion



Max Gittings  
Plays wind instruments likes flutes



Juliet Colyer  
Plays cello



Joley Cragg  
Plays percussion

## The Set

The main part of our set is a big tower. It has three levels and a staircase and a ladder connecting them. There is a door on the second level. The set rotates and sometimes the cast will turn it. The tower is used as lots of different places in every show for example it has been a living room, the top of a hill, a toilet and a viewpoint at the Grand Canyon. The cast will always tell you where the scene is set.



Downstage (nearest the audience) are some stools. The cast sit on these when they are not in a scene to watch and wait for when to join in because not everyone is in every scene.

## Puppets and props

At the back of the stage are two tables. They have props and puppets on them. The cast will go up there and get things they need during the show to tell the story. Because each show is different the cast will use different things every night. You might see some of these objects and puppets or you might not.

Table 1 (two pictures)



Most of our puppets are on table 1. Below are some pictures of them being used in scenes.



There are several puppets like this, with faces and fabric capes. The puppeteer holds the head to perform. Sometimes the puppet floats and sometimes the puppeteer's body becomes part of the character too.



We have two puppets like this who look like people.

In this photo the puppet is next to a tin jug which we also use a lot in the show



This is a giant head made out of foam which might appear in the show. He lives off stage because he is too big for the table.

We call him Big Pat but just like the cast he could be any character in the show.

Table 2



In our shows objects and materials are often used to represent different things and not as the object themselves. For example, in one show some teapots and a teacup were used as ducks swimming on a pond.

This thin sheet of plastic is on table 2. We use it a lot as water.

A message from us

Thank you for coming to see An Improbable Musical.  
We hope you enjoy the show!